



FaceLifters[®]
Cabinet Refacing Products

DIY CABINET REFACING MEASURE FORM

Thinking of refacing your outdated cabinets?




This booklet contains a product overview and a detailed measure form to record the exact dimensions of your cabinets.



www.facelifters.com



More saving. More doing.®

Door Detail Continued:																	
Dimensions				Hinges				Routed Finger Pulls				Glass					
	Width		x	Height		R / L / N	Framed 1/4", 1/2", 5/8", 3/4", 1", 1 1/4"		Frameless 1/2", 5/8"		T	B	TB	N	1 Lite 	4 Lite 	6 Lite 
Ex.	12"	x		12"		R			1/2"					✓			
17		x															
18		x															
19		x															
20		x															
21		x															
22		x															
23		x															
24		x															
25		x															
26		x															
27		x															
28		x															

Drawer Boxes: Specify Dimensions and Quantity. Includes Drawer Slides.						
Dimensions						
	Depth"	x	Width"	x	Height"	Qty
Ex.	12"	x	12"	x	12"	2
1		x		x		
2		x		x		
3		x		x		
4		x		x		
5		x		x		
6		x		x		
7		x		x		
8		x		x		

1/4" Panel Material:				
Dimensions				
	Size	RTF Laminate	Wood Veneer On MDF	Qty
Ex.	24" x 35"		✓	2
1	15" x 18"			
2	15" x 35"			
3	15" x 48"			
4	24" x 18"			
5	24" x 35"			
6	24" x 48"			
7	48" x 18"			
8	48" x 35"			
9	48" x 48"			

Drawer Fronts:									
Dimensions				Finger					
	Width"		x	Height"		T	B	TB	N
Ex.	12"	x		12"					✓
1		x							
2		x							
3		x							
4		x							
5		x							
6		x							
7		x							
8		x							
9		x							
10		x							
11		x							
12		x							
13		x							
14		x							
15		x							
16		x							
17		x							
18		x							
19		x							

Notes:

Customer Name: _____
 Address: _____
 City: _____
 State: _____ Zip: _____
 Phone Number: () _____ - _____
 Customer Email: _____

Measure Key	
R	Right
L	Left
N	None
T	Top
B	Bottom
TB	Top and Bottom

